





Materiały do druku

Wszystkie karty pracy są w dwóch wersjach kolorystycznych do wyboru: kolorowej i czarno-białej. Dzieci mogą samodzielnie pokolorować obrazki (zgodnie ze wskazówkami na wersji kolorowej).

Wszystkie jabłka i listki należy wyciąć, warto więc wydrukować je na trochę sztywniejszym papierze lub po wycięciu podkleić tekturką.




red











yellow










green















red



yellow



brown



orange

